

T10 PC

SS9284PC

PLUTO 1300 PROFILE Wash is a high-power professional LED profile wash, with 4.5°-54° Electronic zoom system. Precise X/Y positioning, with professional framing system can cut out any polygon, and with frost and iris. It is designed for the theatres, cultural center, function hall, banquet hall, as well as rental performance market.



PRODUCT PARAMETERS

Optical system

Light source	Beam Angle
1000W module	4.5-43.6°
luminous flux	field Angle
14921lm	8.5-54°
CRI	Illuminance
Ra: 94 R9: 95	5M@34590lux(4.5°)

Appearance

Size	483X283X746mm	Casing	Flame-retardant plastic (V0)
Weight	35.5KG	Color	Black

Electrical Specs

Voltage	Max. Power
100-240VAC,50/60Hz	1300W
Power Connection	Signal socket
power in	3pin or 5pin in and out, RJ45 in and out

Control System

Pan/Tilt rotation	Cooling
540°/270°(8-16bit)	Forced Convection

Dimmer
0-100%16Bit

Display
On board Control, Custom Mode,0-25Hz Strobe

Control
DMX512, RDM, Art-Net, sACN, W-DMX(Optional)

Con Personality
BASIC(28CHS)、STANDARD(33CHS)、EXTEND(37CHS)

Special
Pan/Tilt movement blackout, User-selectable pan/tilt ranges

Effect synthetic system

Colors
Two color wheel (7dichroic-filters+White,Rainbow-flow effect)

CMYK
CMY wheel, Linear CTO function

Framing system
4 shutter blade; Each blade's angel and direction can be individual controlled, fully blackout; The whole Framing module is ±90°

Iris
5-100% linearly adjustable with macro

Focus	Zoom
Motorized linear focus	Motorized linear Zoom

Frost
2 new material frost filters(light & medium), can be used independent and overlay

Work Environment

Ambient Temp
0°C-45°C

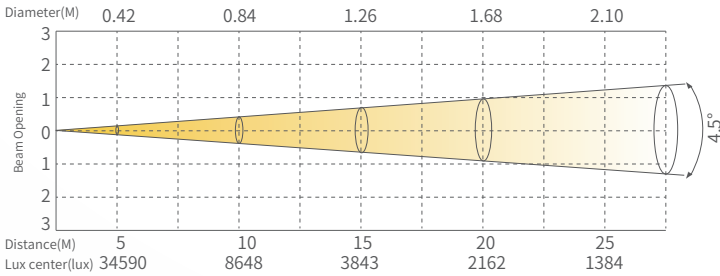
IP Rated
IP20

Certification

CE、MET

ILLUMINANCE AT DISTANCE

SS9284PC



COLORS



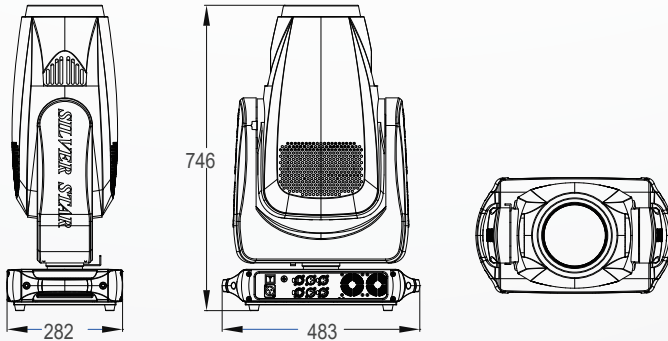
CMY+CTO



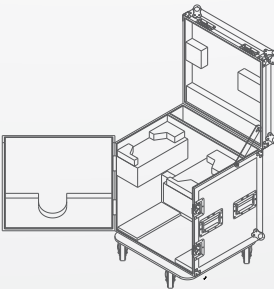
Framing System



DIMENSIONS



ACCESSORIES (Accessories not included unless otherwise stated)



Wireless receiver Kit
(2440010465)

Flight Case
(1320400243)