

NB5

SS9463SCM

NB5 is the IP moving beam equipped with 350W LED, which delivers unbelievable strong and powerful output. With 200mm super big aperture lens, it can provide a solid, fat, sharp and clean beam . It has a super-fast and precise XY movement, combining with gobo ,prism and abundant color effect. A perfect product for outdoor performance, very suitable for landscape lighting, cultural tourism markets, theme parks,etc !



PRODUCT PARAMETERS

Optical system

Luminous flux 5500lm
Angle 2° (5m @ 321,000lux)

Appearance

Size 411x280x603mm
Weight 30KG
Casing Die casting magnesium aluminum
Color black

Control System

Voltage 100-240VAC 50/60Hz
Max Power 500W

Power Connection power in and out

Signal socket 3pin or 5pin in and out

Control System

Dimmer 0-100% 16Bit dimming

Cooling Force convection

Display Display board control static, 0-25Hz stroboscopic

Control DMX/RDM/W-DMX (optional)

Con Personality BASIC(13CHS), STANDARD(18CHS), EXTEND(19CHS)

Effect synthetic system

Rotating Gobo 8 rotating Gobo wheel + white, gobo water effect, gobo shaking effect, Bi-direction rotation

Colors 1 color wheel (9 color+ white, rainbow-flow effect)

focusing With linear focus function

prism one 24 prism, one 5-row mirror, positive and negative rotation, adjustable speed

Work Environment

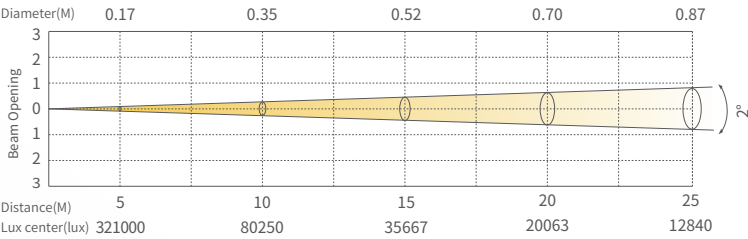
Ambient Temp -20°C-45°C

IP Rated IP66

Certification

CE

ILLUMINANCE AT DISTANCE SS9463SCM



COLOR



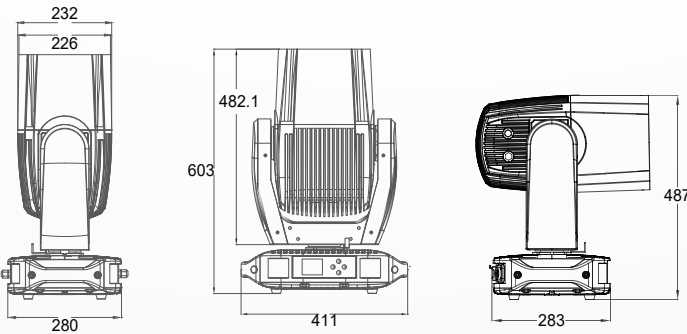
ROTATION GOBOS



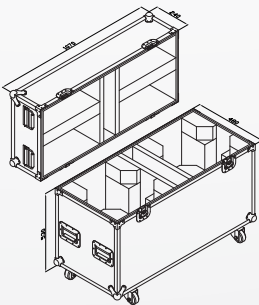
EFFECT TRAY



DIMENSIONS



ACCESSORIES (Accessories not included unless otherwise stated)



Aircraft box
(1320400263)

Wireless module
(2440010465)