

BX

SS9451SCM

Neptune BX, an innovative fixture possessing unique X optical design can create infinite extension effect.100W laser light source.super large light-emitting lens 180mm, extremely narrow beam angle 0.7° ,close to parallel beam, The beam effect is strong and with a sharp edge, it is formed with high-efficiency optic, suitable for urban landscape, cultural tourism lighting, concerts, theme parks and medium to large scale application.



PRODUCT PARAMETERS

Optical system

Light source	Lens diameter
100W LASER	180mm
Luminous flux	Angle
3300lm	0.7°-5° (20m @ 170,000lux)

Appearance

Size	390x280x668mm	casting	Magnalium and Die-cast
Weight	26.7KG	Color	Black

Electrical Specs

Voltage	Max.Power
100-240VAC,50/60Hz	270W
Power Connection	
power in and out	
Signal socket	
3pin or 5pin in and out,RJ45 in and out, USB-C	

Control System

Pan/Tilt rotation
540°/270°(8-16bit)
Dimmer
0-100% 24Bit
Cooling
Forced Convection
Control
DMX512、RDM、ARTNET、SACN、CRMX(optional)、Bluetooth
Display
On Board Control, Custom Mode. 0-25Hz Strobe
Con Personality
BASIC(19CH)、STANDARD(23CH)、EXTEND(27CH)

Effect synthetic system

Static Gobo
19 gobos+white
Colors
One color wheel(19 color+white, rainbow-flow effect)
Rotating Gobo
6 gobos
CMYK
CMY
Prism
One 24 prism +One 8 prism, bidirectional rotating, speed can be adjusted
Frost
1 Frost filter.bidirectional rotating

Work Environment

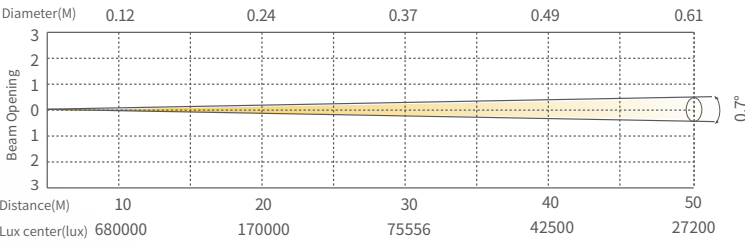
Ambient Temp
-20°C-45°C
IP Rated
IP66

Certification

CE

ILLUMINANCE AT DISTANCE


SS9451SCM



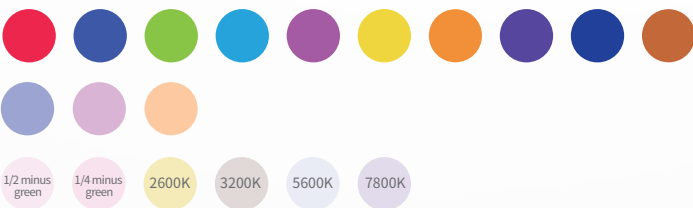
Fixed Gobo



Rotation Gobo



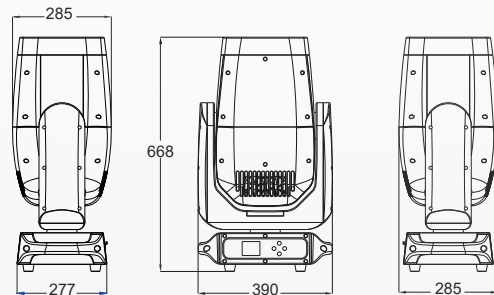
Color wheel



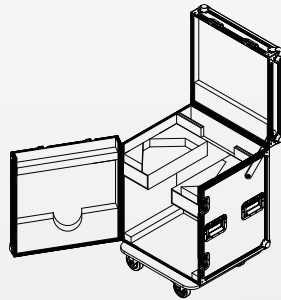
CMY



DIMENSIONS



ACCESSORIES ((Accessories not included unless otherwise stated))



1320400283
Four aircraft boxes
(Shared with and without light hooks)