

ED3

SS5141SWD/SCD



ECLIPSE 180 SD is a high CRI LED profile, CRI up to 98 RA, and crystal clear gobo projection. Support for DMX512, dimmer pack and RDM control; its framing system and zoom optic are integrated together, makes its compact and light weight size, perfect for all kinds of applications . it's specifically design for studio, theatre and TV stations.



PRODUCT INTRODUCTION

Optical system

Light source 150W Angle 25-50°

CRI
SS5141SWD CRI:98,TLCI:98,CQS:96
SS5141SCD CRI:96,TLCI:96,CQS:93

Appearance

Size 568x224x191mm Casing Flame-retardant plastic (V0)

Weight 6.1kg Color Black

Electrical Specs

Voltage 100-240VAC,50/60Hz

Rated Power 170W

Power Connection power in and out

DMX XLR 3pin or 5pin in and out

Control System

Dimmer 0-100%16Bit

Cooling Forced Convection

Control DMX/RDM/Dimming Pack Control

Display On board Control, 0-25Hz Strobe

Con Personality UNO/DOS/STD.P

Framing system 4 blades, manual shutter

Work Environment Certification

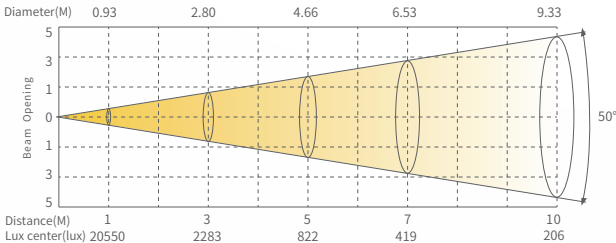
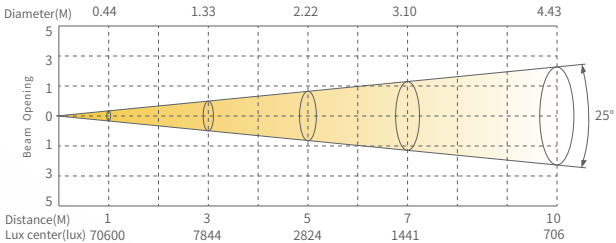
Ambient Temp 0°C-45°C

IP Rated IP20

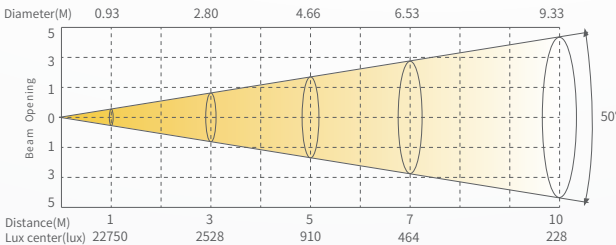
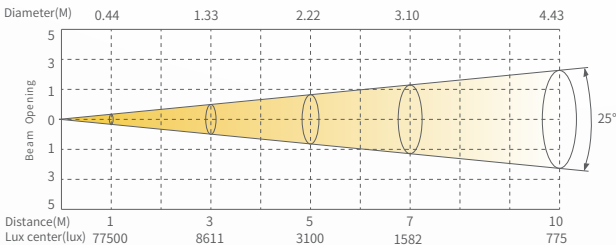
CE, MET

ILLUMINANCE AT DISTANCE

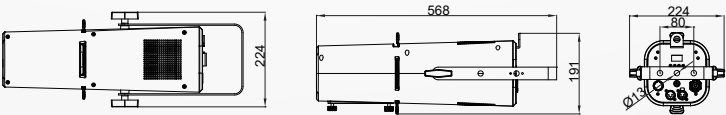
SS5141SWD



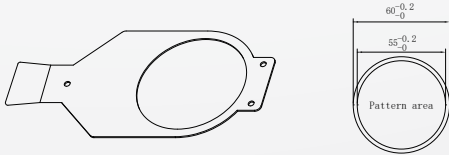
SS5141SCD



DIMENSIONS



ACCESSORIES (Accessories not included unless otherwise stated)



Gobo holder
(2440010803)